


PURGE CONTROLS

DIVISION 1

SERIES 9016

Standard Features and Benefits

- FM Approved, Class I and II, Division 1, Groups C-G
- Complete with Solenoids, Air-in Gauge, Regulator, Outlet Valve, and Spark Arrestor
- No Assembly Required, Easy to Install
- Microprocessor Controlled Purge with Self-Diagnostics
- Short Purge Time (Less than One Minute per Cubic Foot)
- Low Internal Operating Pressure (4" Water Column)
- Full Set of AC and I/O Signal Interlocks
- Can Be Used on Enclosures from 1 Cubic Foot to 70 Cubic Feet in Size
- No Constant Air Trickle - Only Uses Purge Air When Internal Pressure Falls Below Preset
- Interface Box Mounts Externally on Any of the Enclosure's Six Walls, Eliminating Use of Additional Internal Enclosure Space
- Compact Design Can Be Mounted Vertically, Horizontally, or Flush
- No Additional Parts Required



Options

- Pac-Seal Kit
- Air Connection Kit
- I.S. Keyboards and Pointing Devices
- Video/Keyboard/Pointing Device Extender Systems

For Detailed Information, Please
See the Product Brochure
([xpflyer.pdf](#)). [Click Here!](#)



DAISY DATA
displays, inc.

717.932.9999

Fax: 717.932.8000 www.d3inc.net
2850 Lewisberry Rd - York Haven, PA 17370

Specifications

MATERIAL

Purge Control main panel, Interface Box, all mounting screws	304 Stainless Steel
I/O Casting and lid	Cast Aluminum
I/O Casting bolts	Iroddited Steel

PHYSICAL

Purge Controller	17.5 Height (H) 11.5" Width (W) 10.81" Depth (D) 4.0" D-Inside 5.63" D-Outside 25 lbs.
Interface Box	17.5" Height (H) 11.5" Width (W) 5.0" Depth (D) 5 lbs.

ENVIRONMENTAL

Operating Temperature	32-122° F
Storage Temperature	32-158° F
Relative Humidity	10-95% Non-condensing

ELECTRICAL

Power Usage	5 watts maximum
Switching Capacity	120V/10A or 240V/5A maximum

FCC Class A computing device

PRESSURE AND AIR REQUIREMENTS

Incoming Air Pressure (Customer Air Input)	20-60 psi
Operating Pressure	1" - 4" of water column
Air Flow During Purge	40-300 SCFH

CONTROLS MONITORING

Microprocessor based

For current options and for special requirements,
consult factory.

**Please see Page 41 for a schematic
look at the 9016's interlocks.**

Comparison Chart

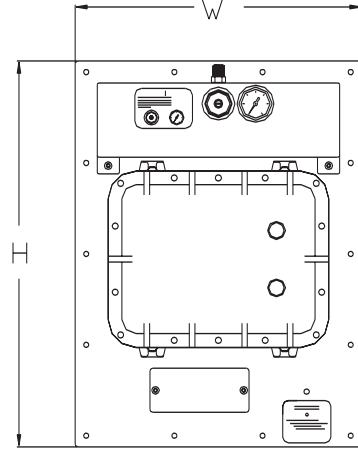
FM Approved?	Yes	Yes
AC Interlocks?	Yes	No
I/O Signal Interlocks?	36 Switched Data Signals	None
Microprocessor Controlled?	Yes	Yes
Self Diagnostics?	Yes	No
Exhaust Valve Included?	Yes	No
Additional Parts Required?	No	Yes
Assembly Required?	No	Yes
Enclosures Sizes Supported	1-50 ft ³	Different Models
Air Use During Operation	Only When Needed	Constant

*Specifications are subject to change without notice.

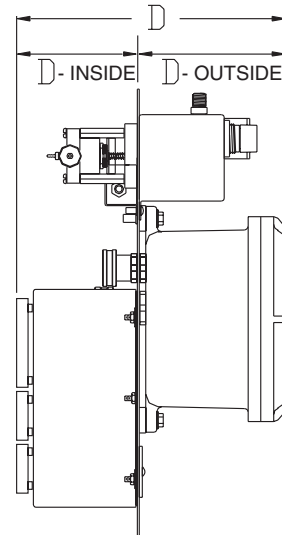
ORDERING INFO

9016...Div. 1 & 2 Stand-Alone Purge Control

PURGE CONTROL FRONT



PURGE CONTROL SIDE



INTERFACE BOX

